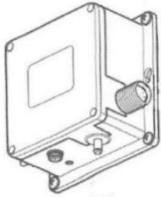
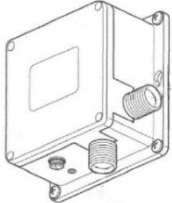

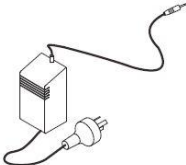



PART LIST - TAPS

Product Code	Replacement Part (drawing)	Replacement Part (name)	Retailers Wholesale Pricing (Per item excl. GST)	Direct Buy Price - all other customers (Per item excl. GST)
ET2-ACDC CBS		Control Box (with reset button). ONLY use with tap models ET2- : OL24.1, 20.4, BLK20.4, BLK24.1, GLD20.4, GLD24.1	\$ 267	\$307
ET2-ACDC CB		Control Box – for use with all other taps. NB. ET2-OL20 – will require change of water outlet fitting on site. Box supplied with threaded fitting not spigot fitting, swap from original box.	\$ 267	\$307
ET2-BB		Battery Box	\$ 68	\$78
ET-T2		Transformer	\$ 68	\$78
ET2-SS		Spout Sensor. For models ET2- : OL24.1, 20.4, BLK20.4, BLK24.1, GLD20.4, GLD24.1	\$ 261	\$299
ET2-S20		ET2-OL-20 Sensor	\$ 261	\$299
ET2-S20.5		ET-20.5 Sensor	\$ 261	\$299
ET2-S		Tap Sensor – all forward-facing models.	\$ 261	\$299
ET2-20.5 EXT CABLE		Extension Cable for use with ET2-20.5 sensor plate and spout model only.	\$ 68	\$78
ET2-SERC		Sensor Eye (ET2-SE) Remote Control – may be needed if sensor requires adjustment.	\$53	\$60

TO ORDER – E-MAIL sales@enviro-tech.com.au. Orders will be processed within 24/48 hrs.